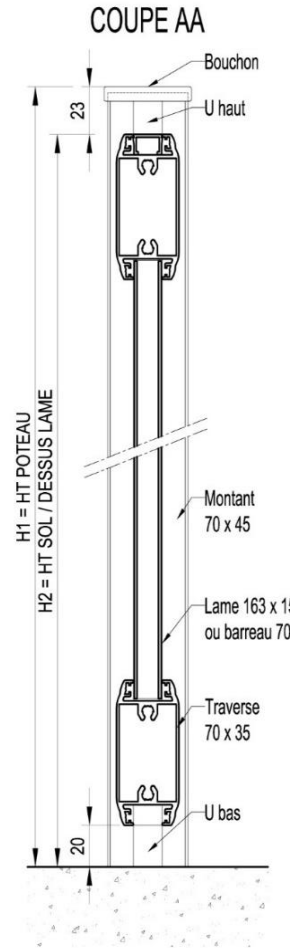
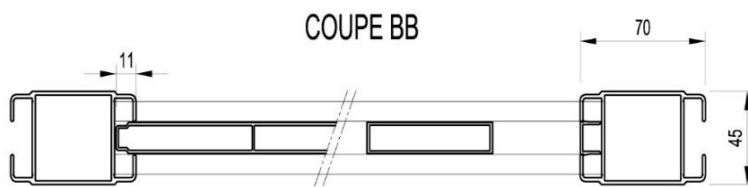
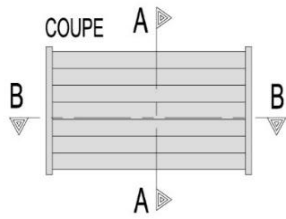




ORION-MENUISERIES
UN MONDE D'OUVERTURE



	H2	H1		
	hauteur sol/dessus lisse	hauteur poteau + bouchon	largeur maxi entre poteaux	Hauteur de scellement
2 lames	464	487	2200	250
3 lames	623	646	2200	250
4 lames	782	805	2200	250
5 lames	941	964	2200	250
6 lames	1099	1122	1650	250
7 lames	1258	1281	1650	250